



**Ateco Tube**

# CIRCULAR VILLALTA

## **Ateco Tube**

- STOPS: 20 M
- Outer Diameter :110-130-150-170 cm
- Swing circular doors
- PolyCarbonat fiber glass
- Totman brake.
- Guarantee: Three years

- NEW SYSTEM
- Low prices
- Easy installation
- Small space
- Electric : 220 volt





**Ateco Tube**

OCTAGON VILLALIFT

### Architectural elegance

Change your perception of what a home elevator can

be. The Villa lift® takes the elevator out of the dark and into the light as the focal point of your home. A stand-alone solution that does not require a hoistway to be constructed, Villa lift ascends elegantly within existing architecture, making it an ideal choice for renovations. Or, allow Villa lift to inspire the design of your new residence. In any scenario, Villa lift is an elegant way to achieve peace of mind without compromising style – your investment in beauty and convenience for today also ensures mobility and independence for the future.

### Panoramic views

Enjoy sweeping 360-degree views from your Villa lift, which can be crafted from either clear acrylic or low-iron silica glass for uncompromised clarity. The effect is a spacious- feeling cabin that provides a comfortable, airy ride with spectacular vistas . Metal components are finished with lustrous powder-coat in virtually any color you can imagine – to either blend with your home’s décor, or provide dramatic contrast. Much more than a home elevator, Villa lift transcends convenience to deliver a ride that is an experience in itself.

villa lift

# OCTAGONAL

**Ateco Tube**

OCTAGON VILLALIFT

Maximize space with the modern, unique octagonal prism shaped elevator that sparkles like a faceted crystal as the centerpiece of your home. Villa lift® Octagonal has a minimal footprint, allowing it to fit into existing stairwells or spaces where a standard elevator may not be possible. Fabricated from either ultra-strong clear acrylic with 840 lb capacity, or low-iron silica glass for up to 500 kg, it is suited for installations where higher capacity is desired.

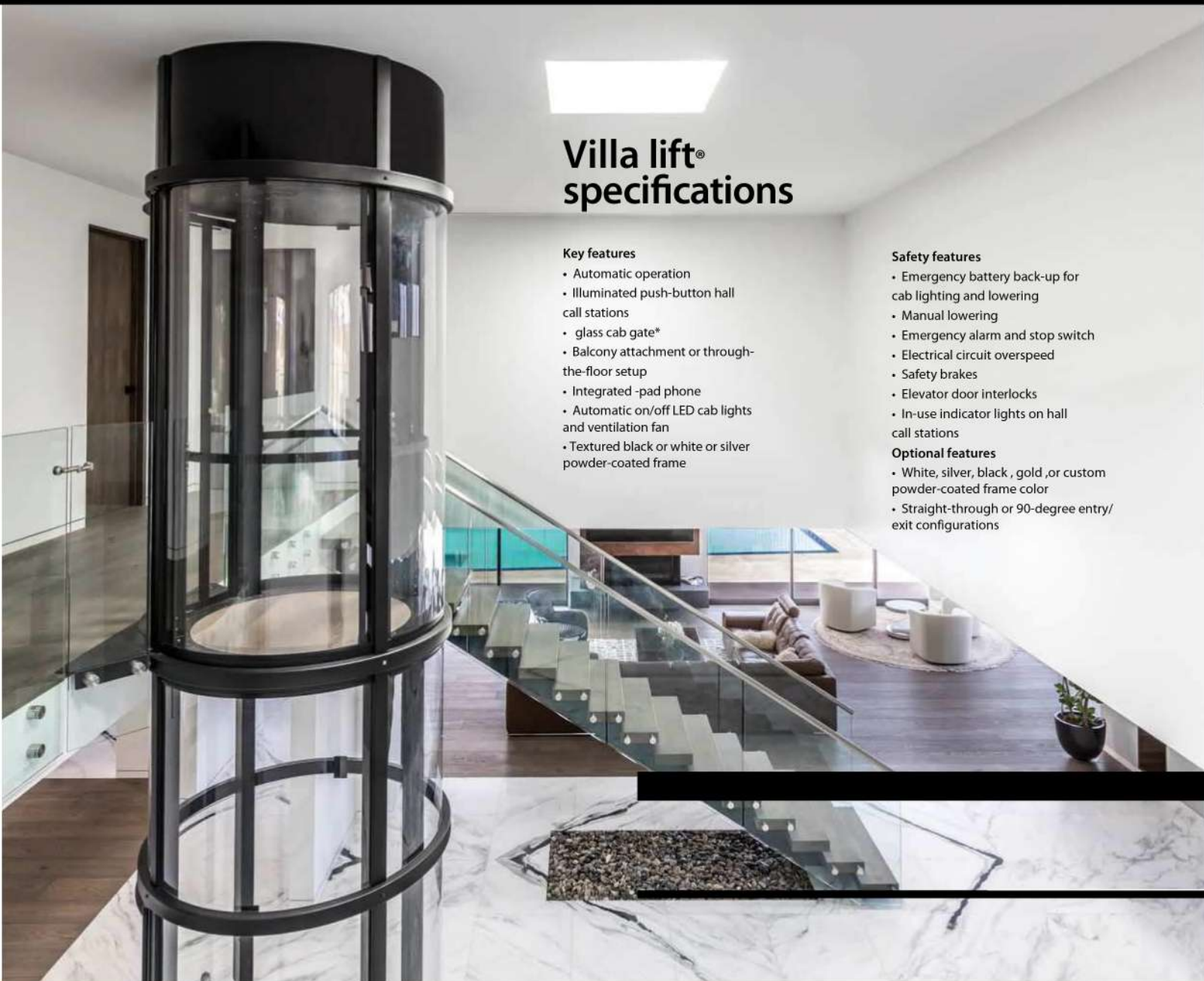


# Ateco Tube

## CIRCULAR VILLALIFT

villa lift  
CIRCULAR

With graceful curves and a cylindrical hoistway, the Villa lift® Round elevator makes a beautiful addition to the architecture of any home. While ideal for renovations, it can also be the centerpiece of a new home design: many architects place the cylindrical elevator within a spiral staircase, or mirror its elegant curves in other design elements.



## Villa lift<sup>®</sup> specifications

### Key features

- Automatic operation
- Illuminated push-button hall call stations
- glass cab gate\*
- Balcony attachment or through-the-floor setup
- Integrated -pad phone
- Automatic on/off LED cab lights and ventilation fan
- Textured black or white or silver powder-coated frame

### Safety features

- Emergency battery back-up for cab lighting and lowering
- Manual lowering
- Emergency alarm and stop switch
- Electrical circuit overspeed
- Safety brakes
- Elevator door interlocks
- In-use indicator lights on hall call stations

### Optional features

- White, silver, black , gold , or custom powder-coated frame color
- Straight-through or 90-degree entry/ exit configurations



NEW Villa lift<sup>®</sup>

### Common to all Vuelift models

- Maximum travel (20m), with variance, and up to 5 stops
- Pit Depth: (120mm)
- All models offer a short ramp option when a pit is not possible
- Power Supply: 230V/1PH/50-60Hz (30 amps) and one 120V/1PH/50-60Hz (15 amps)



## Ateco Tube

# CIRCULAR VILLALIFT

### State-of-the-art design

Your Villa lift® is designed and constructed with care using reliable components to meet or exceed the strictest safety guidelines. Driven by an energy-efficient winding drum drive train system using two aircraft cables for a smooth ride, Villa lift requires minimal maintenance to provide you with dependable performance for years to come. A masterpiece of art and engineering, Villa lift offers function and beauty for those with the most discerning taste.

### The finest materials

Quality is second to none when you choose a Villa lift. We use clear glass or premium clear acrylic panels, which far exceed code requirements for strength and will not discolor over time. Glass Villa lift models are crafted from crystal clear low-iron silica glass for ultimate clarity without a green hue. The result is a curator-pleasing aesthetic that earns pride of place in even the most distinguished homes.

### Install with ease

Simplicity in design means a simple installation: your Villa lift elevator can be installed quickly with no mess and no fuss. Components fit easily through standard door openings, down narrow hallways, and up stairwells with no special lifting equipment required – making Villa lift an ideal choice to retrofit an existing home, or install in a luxury penthouse. While 120 mm . pit is recommended, Villa lift can be installed without a pit – with a small ramp or short step into the elevator at the lower level – and can be configured for travel up to 20 m .with as many as 5 stops.

Luxury Lifts



access **wow** factor

CIRCULAR  
VILLALIFT

**Ateco Tube**

Access elegance

Remove the barriers to signature style

Small Size  
**Big impact**

Combine stunning aesthetics with the convenience of skipping the stairs. Villa lift Residential elevator is a showcase

element that adds value to a home.

With its small size and integrated hoistway, it's an easy addition to design plans for new builds and remarkably flexible for retrofitting into an existing home. The Villa lift

sleek circular design lets you live outside the box.

Available in UV-resistant clear glass or acrylic to allow natural light to shine through, the incredible clarity of the cab means the 360-degree view from inside the lift is as impactful as the exterior design. Customizable, powder-coated frame colors let you reflect personal taste and complement interior décor. And thanks to its quiet operation, you can hear conversations – not the elevator.

Most new homes already include high-end appliances, stone countertops and heated bathroom floors. The Villa lift your home as a stunningly beautiful feature that also helps make the home more livable.

The Villa Lift Tube is available in silica glass or clear acrylic. The hoistway, manual sliding car gate and manual landing doors are matched in glass or acrylic. Illuminated push-button hall call stations and cab operating panel with integrated touch-pad phone, automatic on/off LED cab lighting and ventilation fan are also included. The standard unit is finished with white powder-coated framing. Safety features include an emergency stop switch, safety brakes, overspeed governor, manual lowering and emergency battery back-up for cab lighting. to five stops, frame colors including white, silver or custom powder-coat. forti tube ncludes a 3-year manufacturer's parts warranty.





Access convenience

Access possibility

style whether in a country manor, urban townhome or penthouse condo



## Ateco Tube

### Step into attainable luxury

Live elegantly. Spend wisely. The Villa lift offers more beauty, more convenience and more versatility, yet its installed cost is comparable to traditional residential elevators with similar features. That means you can add significant value without adding significant cost to the project.

The key is its all-in-one installation. There is no need to build a hoistway, because it's already engineered into the integrated design of the Villa lift. That means reduced construction cost, reduced trades management and a smaller square footage requirement. Even when retrofitting existing homes, installation can be completed in weeks with minimal disruption – compared to the months often required to retrofit a traditional residential elevator.

The Villa lift also offers low maintenance costs, with a twice-a-year service schedule to ensure optimal safety and reliability.

### Flexible by design

Make fantastic use of otherwise wasted space. Thanks to its integrated hoistway, you can place the Villa lift close to a wall, in a corner, in the middle of an open-concept living space or centered in a winding or circular staircase. It takes up 50 cm - to 100 cm less room than a traditional residential elevator with its space-saving 110 cm, diameter size.

#### That incredible flexibility also makes it easier to install

in existing homes with little disruption. The unit can be wired from either the top or the bottom of the integrated hoistway to fit available space and provide easy access for servicing, and the controller can be placed up to 254 cm away from the unit.

It also allows flexibility of lifestyle, now and in the future. Incorporating Villa lift into a home means greater convenience, enhanced mobility and aging-in-place options for those who find stairs difficult to navigate.

CIRCULAR VILLALIFT

OUT DIAMETER	1100 MM	1300 MM	1500 MM	1700 MM
PIT	120 MM	120 MM	120 MM	120 MM
OV.HEAD	2900 MM	2900 MM	3100 MM	3100 MM
TRAVEL (MAX)	20 MT	20 MT	20 MT	20 MT
CAPACITY	175 KG	300 KG	400 KG	500 KG
STATIC LOAD	500 KG	600KG	700 KG	800 KG
ENCODER	FNC 50H (*EC)	FNC 50H (*EC)	FNC 50H (*EC)	FNC 50H (*EC)
SPEED	0.15 - 0.30 M/S	0.15 - 0.30 M/S	0.15 - 0.30 M/S	0.15 - 0.30 M/S
POWER SUPPLY	230/400 V-50HZ	230/400 V-50HZ	230/400 V-50HZ	230/400 V-50HZ
MACHINE KW	1,2KW -1 Phase	1,2 KW- 1 Phase	5,5 KW-3 Phase	6,8 KW - 3 Phase

Applied code :  
European Standart **EN 81-41**  
European Machinery Directive **2006/42/EC**

Maximum levels serviced : 5 stop

Temperature operating range : - 40 °C to + 60 °C

Pit depth : 120 mm - No pit with optional short ramp

Safety features :  
Pit run/stop switch  
car top run/stop switch  
Emergency stop switch near the machine  
Safety brakes on rails  
Overspeed governer  
Manual lowering  
machine brake hand  
Emergency battery back-up for cabinet lighting and lowering

installation place :  
inside - outside

Drive train :  
Winding drum machine with encoder (made in italy)

Transmission:  
Ultra-low vibration, 3-stage, right-angle, helical-bevel drive

Motor control:  
Preprogrammed variable frequency drive (ARKEL brand made in Turkey)

Door interlocks: PIZZATO brand (made in italy)

rope : 8 mm (GUSTAVWOLF brand made in Germany)

structure cladding : solid polycarbonat 4 mm (BAYER brand made in Germany)

doors : laminated tempered glass 5x5 mm - swing semi doors ( automatic open/close is available)

cop : intercom - alarm - fan - emergency stop button (cop-lop is GENEMEK brand made in Turkey)

car : Led lighting - spot light - handrail

cabinet flooring : granit - pvc - wood

## SINGLE ENTRANCE

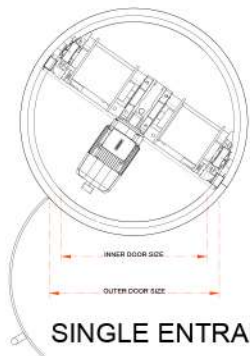
PRODUCT CODE	CVL-SEN-1100	CVL-SEN-1300	CVL-SEN-1500	CVL-SEN-1700
CABINET DIAMETER	800 MM	1000 MM	1200 MM	1400 MM
CABINET HEIGHT	2100 MM	2100 MM	2100 MM	2100 MM
INNER DOOR SIZE	600 X 2100 MM	715 X 2100 MM	830 X 2100 MM	950 X 2100 MM
OUTER DOOR SIZE	800 X 2100 MM	915X 2100 MM	1030 X 2100 MM	1150 X 2100 MM

## OPPOSITE ENTRANCE

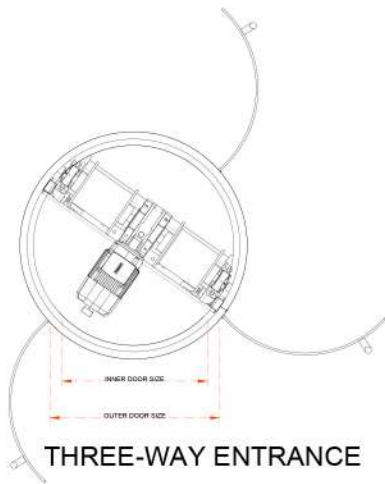
PRODUCT CODE	CVL-OPPEN-1100	CVL-OPPEN-1300	CVL-OPPEN-1500	CVL-OPPEN-1700
CABINET DIAMETER	800 MM	1000 MM	1200 MM	1400 MM
CABINET HEIGHT	2100 MM	2100 MM	2100 MM	2100 MM
INNER DOOR SIZE	600 X 2100 MM	715 X 2100 MM	830 X 2100 MM	950 X 2100 MM
OUTER DOOR SIZE	800 X 2100 MM	915X 2100 MM	1030 X 2100 MM	1150 X 2100 MM

## THREE-WAY ENTRANCE

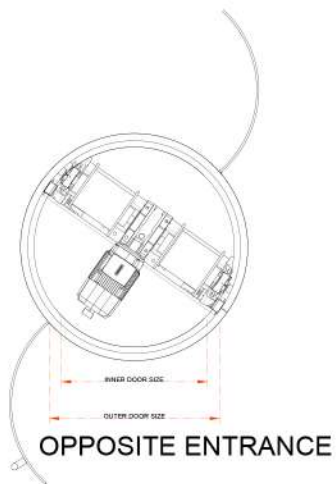
PRODUCT CODE	X - NOT AVAILABLE	CVL-THW-1300	CVL-THW-1500	CVL-THW-1700
CABINET DIAMETER		1000 MM	1200 MM	1400 MM
CABINET HEIGHT		2100 MM	2100 MM	2100 MM
INNER DOOR SIZE		715 X 2100 MM	830 X 2100 MM	950 X 2100 MM
OUTER DOOR SIZE		915X 2100 MM	1030 X 2100 MM	1150 X 2100 MM



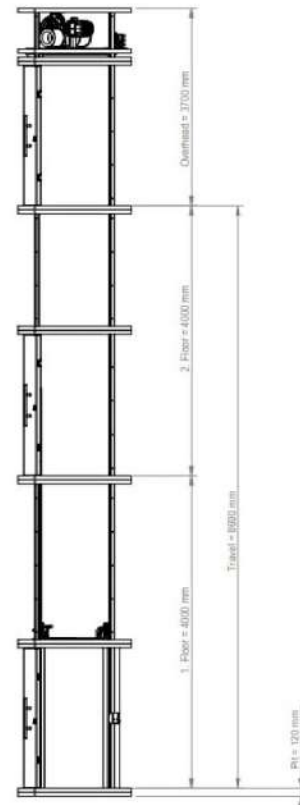
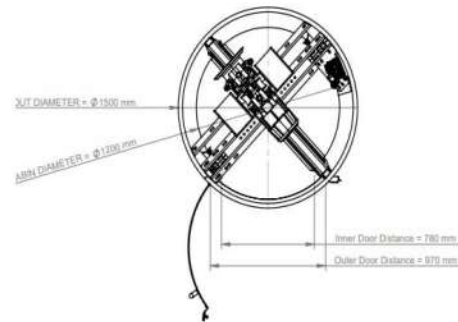
SINGLE ENTRANCE



THREE-WAY ENTRANCE



OPPOSITE ENTRANCE



## GENERAL SPECIFICATIONS

**Ateco Tube**

Applied code :  
European Standart **EN 81-41**  
European Machinery Directive **2006/42/EC**

Maximum levels serviced : 5 stop

Temperature operating range : - 40 °C to + 60 °C

Pit depth : 120 mm - No pit with optional short ramp

Safety features :  
Pit run/stop switch  
car top run/stop switch  
Emergency stop switch near the machine  
Safety brakes on rails  
Overspeed governer  
Manual lowering  
machine brake hand  
Emergency battery back-up for cabinet lighting and lowering

installation place :  
inside - outside

Drive train :  
Winding drum machine with encoder (made in italy)

Transmission:  
Ultra-low vibration, 3-stage, right-angle, helical-bevel drive

Motor control:  
Preprogrammed variable frequency drive (ARKEK brand made in Turkey)

Door interlocks: PIZZATO brand (made in italy)

rope : 8 mm (GUSTAWOLF brand made in Germany)

structure cladding : laminated Polycarbonate 4mm ( OR) 8 mm clear glass

doors : laminated tempered glass 5x5 mm - swing semi doors ( automatic open/close is available)

cop : intercom - alarm - fan - emergency stop button (cop-top is GENEMEK brand made in Turkey)

car : Led lighting - spot light - handrail

cabinet flooring : granit - pvc - wood

SIZE	1000 X 1000 MM	1200 X 1200 MM	1400 X 1400 MM	1600 X 1600 MM
PIT	120 MM	120 MM	120 MM	120 MM
OVER HEAD	2900 MM	2900 MM	3100 MM	3100 MM
TRAVEL (MAX)	20 MT	20 MT	20 MT	20 MT
CAPACITY	175 KG	300 KG	400 KG	500 KG
STATIC LOAD	500 KG	600KG	700 KG	800 KG
ENCODER	FNC 50H (*EC)	FNC 50H (*EC)	FNC 50H (*EC)	FNC 50H (*EC)
SPEED	0.15 - 0.30 M/S	0.15 - 0.30 M/S	0.15 - 0.30 M/S	0.15 - 0.30 M/S
POWER SUPPLY	230/400 V-50HZ	230/400 V-50HZ	230/400 V-50HZ	230/400 V-50HZ
MACHINE KW	1.2 KW- 1 Phase	1,2 KW - 1 Phase	5.5 KW - 3 Phase	6.8 KW- 3 Phase

## SINGLE ENTRANCE

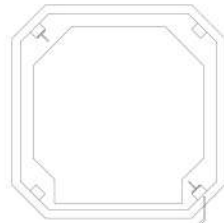
PRODUCT CODE	OVL-SEN-1000	OVL-SEN-1200	OVL-SEN-1400	OVL-SEN-1600
CABINET SIZE	700 X 700 MM	900 X 900 MM	1100 X 1100 MM	1300 X 1300 MM
CABINET HEIGHT	2100 MM	2100 MM	2100MM	2100 MM
DOOR SIZE	600 X 2100 MM	700 X 2100 MM	900 X 2100 MM	1100 X 2100 MM

## OPPOSITE ENTRANCE

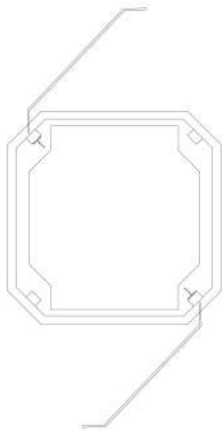
PRODUCT CODE	OVL-OPPEN-1200	OVL-OPPEN-1400	OVL-OPPEN-1600
CABINET SIZE	900 X900 MM	1100 X 1100 MM	1300 X 1300 MM
CABINET HEIGHT	2120 MM	2120 MM	2120 MM
DOOR SIZE	700 X 2100 MM	900 X 2100 MM	1100 X 2100 MM

## THREE-WAY ENTRANCE

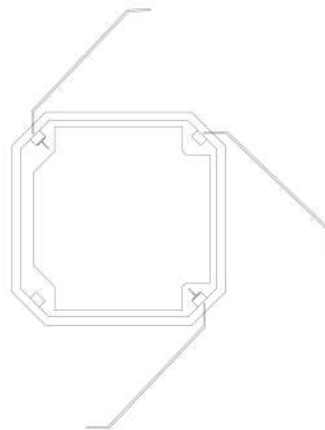
PRODUCT CODE	OVL-THW-1200	OVL-THW-1400	OVL-THW-1600
CABINET SIZE	900 X900 MM	1100 X 1100 MM	1300 X 1300 MM
CABINET HEIGHT	2100 MM	2100 MM	2100 MM
DOOR SIZE	700 X 2100 MM	900 X 2100 MM	1100 X 2100 MM



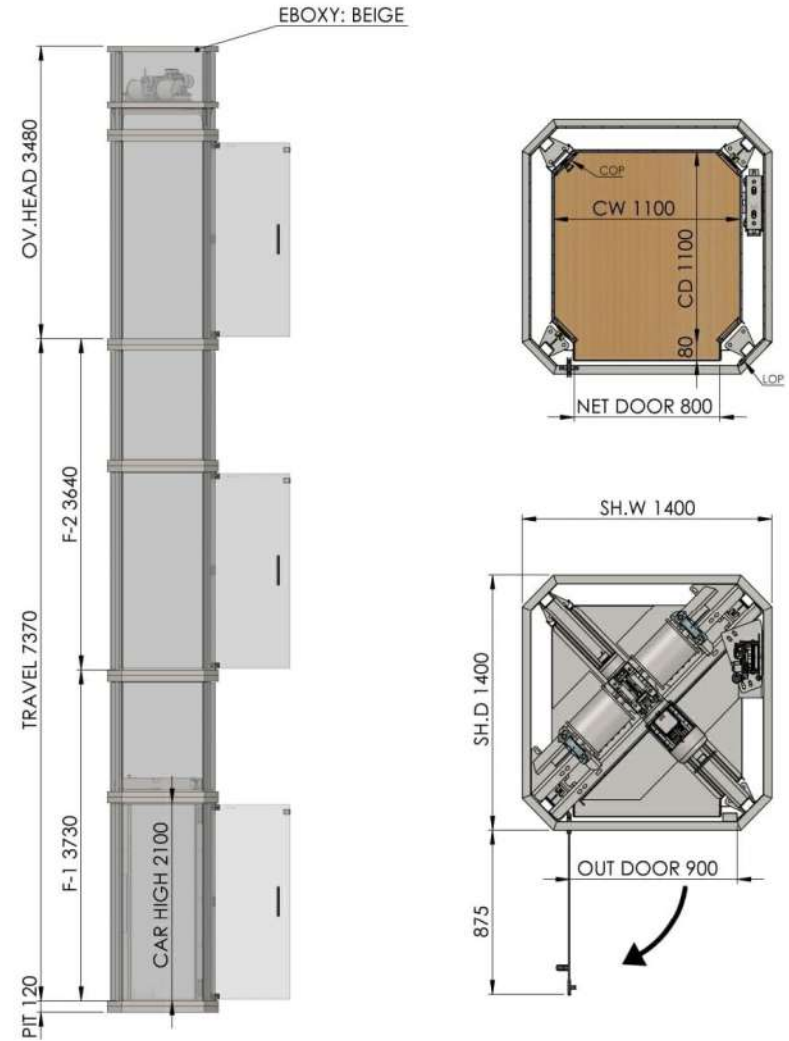
SINGLE ENTRANCE



OPPOSITE ENTRANCE



THREE-WAY ENTRANCE



# Ateco Tube

## Standard Powder Coat Finish



Black Sandtex



## Optional Powder Coat Finishes



Silver Sandtex



White Sandtex



### Cabin Ceiling- Floor Coating



C01



C02



C03



C04



C05



C06



C07



C08



C12



C14



C15



C16



C17



C26

# Modern Home Lift .

## System : Winding Drum Lift

**Ateco Tube**

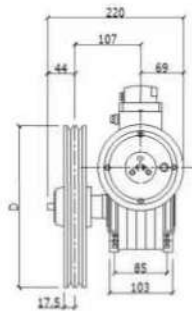
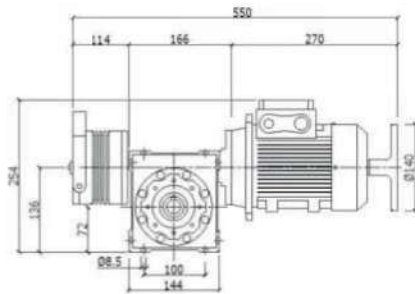
- no need to use expensive lifts (vacuum lift / gearless lift /hydraulic lifts ...ex )
- pit 12cm or make instead of it small rampe.
- you can use this lift inside and outside your home .  
travel distance up to 26 m / overhead only :300cm.
- Circular lift - outside diameter: 110 cm/ 130 cm/ 150 cm/170 cm.
- Octagon lift -outside diameter:100\*100 cm/ 120\*120cm/ 140\*140 cm/160\*160 cm.
- Automatic or manual doors.
- House electricity 220 volts.
- The cabin with structure complete lift , ready in the form that are applied.  
With each other. Within a maximum of two days, the elevator will be installed.
- The elevator is supported by technical service ( 24/7).
- Engine : ARGANO GEAR Machine /ITALY .
- Control : Arkel system.
- ROPES: Germany rope / Diameter 8 mm.
- guarantee: Three years .
- A cabin travel during Galvanized guide rails and a speed Governor supported by a progressive safety brake and a battery to connect to nearest floor .
- cladding : thermal powder coating or Stainless steel sheets
- The engine is silent and does not make any sound.
- The lift motion is smooth and there is no sound for it.
- cabin & chassis cladding (glass or solid polycarbonate ).sheets .
- Polycarbonate sheets come in multiple colors.

CIRCULAR VILLALIFT

OCTAGON VILLALIFT



General features	
Max static load	335 Kg
Power range 50Hz, 4 poles	0.37 Kw
Power range 60Hz, 6 poles	0.37 Kw
Standard voltage	230/400V
Ratio	1,60
Gear-box weight	19 Kg
Max. gear weight	29 kg
Oil capacity	0.30 l
Brake powered by motor Vac 220-230-240	
Gear-box RH o LH (seen from motor)	



### Optional and accessories

- single-phase version
- Ropes protection
- customized brake voltage
- pulley external support

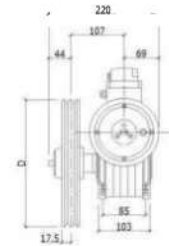
### Note/Notes

max static load: car weight + rated load + ropes weight

- gear-box position=up
- system efficiency=0,80
- counterweight=50%

Traction Pulley D (mm)	Ropes N.	Roping System	Ropes diam. Ø mm
260	2	CSW	6-8
320	2	CSW	6-8
360	2	CSW	6-8

Motor	Available versions	Rated current	Starting current
0.37 KW 1500rpm 4poli 50Hz	Three-phase	1 A	3,4 A
0.37 KW 1500rpm 4poli 50Hz	Single-phase (split-phase)	3,2 A	7,4 A
0.37 KW 1200rpm 6poli 60Hz	Three-phase	1,6 A	3,2 A



4 poles three-phase 50 Hz - roping 1:1				6 poles three-phase 60 Hz - roping 1:1			
Traction system	Ropes N.	Speed (m/s)	Load (Kg)	Traction system	Ropes N.	Speed (m/s)	Load (Kg)
Pulley 260mm	2	0,33	110	Pulley 260mm	2	0,25	100
Pulley 320mm	2	0,41	90	Pulley 320mm	2	0,31	80
Pulley 360mm	2	0,46	80	Pulley 360mm	2	0,35	70



## Certificate of Registration

This is to certify that the Management System of:  
Si certifica che il Sistema di Gestione di:

**TECNO 3 S.r.l. LAVORAZIONI MECCANICHE**

Sede certificata: Via Del Marmorari, 62 - 41057 Spilamberto (MO)

has been approved by Alcumus ISOQAR and is compliant with the requirements of:  
è stato approvato da Alcumus ISOQAR ed è conforme ai requisiti della:

ISO 9001: 2015



Certificate Number: 4268-Q25-001  
Initial Registration Date: 10 June 2004  
Re-issue Date: 28 May 2019  
Expiry Date: 09 June 2023

Scope of Registration - Campo di Applicazione:

**LAVORAZIONI MECCANICHE CONTO TERZI.  
(IAC 37)**



**MECHANICAL WORKS FOR THIRD PARTIES**

Signed:  
Steve Stubbley, Technical Director  
(on behalf of Alcumus ISOQAR)


This certificate will remain current subject to the company maintaining its systems to the required standard.  
This will be monitored regularly by Alcumus ISOQAR. Further verification regarding the scope of this certificate and the applicability of the relevant standards' requirement may be obtained by consulting Alcumus ISOQAR.  
Questo certificato rimane valido a condizione che l'azienda mantenga i propri sistemi e i controlli del sistema di gestione.  
Questo sarà supervisionato regolarmente da Alcumus ISOQAR. Ulteriori verifiche di conformità e scope di questo certificato e di validità del requisito dello standard si riferiranno possibilmente ottenute consultando Alcumus ISOQAR.




**Ateco Tube**




# Ateco Tube



# Ateco Tube



# Ateco Tube





## **Ateco Tube**

Mobile: 01022000282

TEL: +20226775125

E-mail: [Info@ateco.co](mailto:Info@ateco.co)

E-mail: [ahmed@ateco.co](mailto:ahmed@ateco.co)

<https://fb.me/ateco.airlift>

[www.ateco.co](http://www.ateco.co)

